

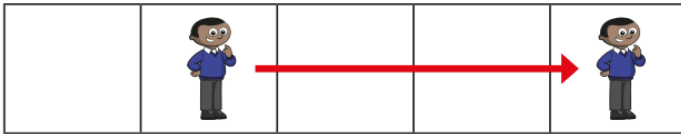
What should I already know?

- Use the language forward, backward, turn, under, on, in, behind, in front of, next to, between, over, through.

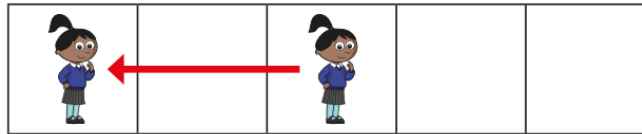
Key Knowledge

Describe position, direction and movement, including whole, half, quarter and three-quarter turns

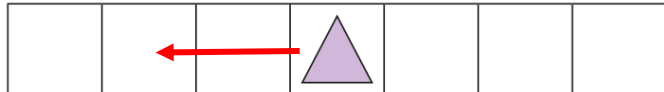
Forwards: 3 squares forward



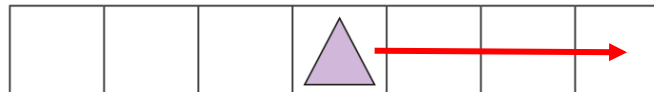
Backwards: 2 squares backward



Left: 2 squares left




Right: 3 squares right

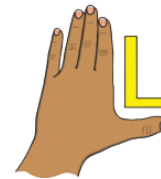


The blue square is to the left of the green triangle.
The orange star is to the right of the green triangle.

Above, Below, Top, Middle and Bottom:



The teddy is **above** the boat.
The duck is on the **top** shelf.
The tractor is on the **middle** shelf.
The ball is on the **bottom** shelf.
The boat is **between** the teddy and the astronaut.
The tractor is **below** the duck.
Also include **behind** and **in front of**.



Key Vocabulary and definitions

Turn	Move in a circular direction partly or wholly around a point.
Position	A place where someone or something is located.

Describe turns:

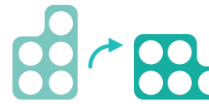
Whole/full turn:



Half turn:



Quarter turn:



Three-quarter turn:



Ordinal numbers:

Describing position and links to the ordering of numbers.



Circle the first apple.
Underline the 4th apple.
Tick the last apple.

Stem Sentences:

This is a _____ turn.

The _____ moves to the _____.

The _____ is above/below the _____.

The _____ has turned a _____ turn.

The _____ is to the left/right of the _____.

The _____ at the top/bottom is _____.

I have turned a _____ turn.

To get to the _____, the _____ needs to move _____ squares forwards/backwards.

The position before/after _____ is _____.