

What should I already know?



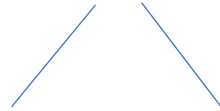
- Safely use and explore a variety of materials, tools and techniques, experimenting with colour, design, texture, form and function.
- Children use what they have learnt about media and materials in original ways, thinking about uses and purposes. They represent their own ideas, thoughts and feelings through design..., art...

Key Knowledge




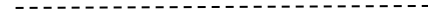





- We can draw a range of different lines.
- Drawings can be drawn by freehand.
- A line can be straight, curved, wavy, thick, thin, dotted, zig-zag, spiral, dashed, looped, castle.
- Lines can be horizontal, vertical and diagonal.
- Lines can be thick or thin.
- Famous artists use different lines in their work including Van Gogh, Rijnveld and Bridget Riley.



Key Vocabulary and definitions

Different	Not the same as each other.
Effect	A pattern that can create an image or picture.
Freehand	Drawings done without a guide.
Horizontal line	
Vertical line	
Diagonal lines	

Different types of lines

Wavy line		Castle	
Curved line		Dashed	
Zig-zagged line		Dotted	
Spirals		Thin line	
Looped		Thick line	