












|            | Unit 1 (2 weeks)<br>10 lessons  | Unit 2 (1 week)<br>1 lesson   | Unit 3 (1 week)<br>5 lessons   | Unit 4 (2 weeks)<br>10 lessons   | Unit 5 (1 week)<br>5 lessons   | Unit 6 – 4 weeks<br>20 lessons  | Unit 7 – 3 weeks<br>15 lessons  | Unit 8 – 1 week<br>5 lessons  |
|------------|---|---|--|--|--|---|---|---|
| Text Type  | Fiction – Character Description   | Non-fiction   | Fiction - Narrative  | Fiction - Narrative  | Poetry – What am I? poem   | Fiction – story writing<br>Non-fiction – information text   | Fiction - Narrative   | Non-fiction - letter  |
|            | Basic Skills<br>Little Red Riding Hood  | Assessment  | Something Fishy<br>Film clip – Literacy Shed<br>   | Whatever Next by Jill Murphy<br>  | Once in a Lifetime<br>Film clip – Literacy Shed<br>   | Ivy and the Lonely Raincloud by Katie Harnett<br>  | The Girl Who Stole the Stars by Corrina Campbell<br>   | Monty the Penguin<br>Film clip – Literacy Shed<br>   |
| Skills     | capital letters, finger spaces, full stops, clause, letter formation.   | Assessment  | Oracy, sequencing, capital letters, full stops, adjectives, conjunction – and, building a short narrative.   | Capital letters, finger spaces, full stops, making sentences make sense, conjunction 'and', segmenting words to spell.   | Capital letters, finger spaces, full stops, making sentences make sense, question marks, adjectives, poetry, verbs, performance.   | Capital letters, finger spaces, full stops, making sentences make sense, adjectives, editing, segmenting words to spell.  | Capital letters, finger spaces, full stops, making sentences make sense, conjunctions 'and' 'because', segmenting words to spell, performance.  | Capital letters, finger spaces, full stops, making sentences make sense, adjectives, segmenting words to spell.   |
| Objectives | Lesson 1 – I am practising letter formation – in books<br>Lesson 2 – I am learning to spell sight words -practical<br>Lesson 3 – I am learning to spell sight words – in books<br>Lesson 4 – I am learning to write CVC words/sentences – in books<br>Lesson 5 – I am learning to write simple sentences<br>Lesson 6 – I am learning to spell sight words – practical<br>Lesson 7 – I am learning to spell sight words – in books<br>Lesson 8 – grammar – I am learning to use capital letters and full stops – in books<br>Lesson 9 – I am learning to write CVC words/sentences – in books<br>Lesson 10 – I am learning to write simple sentences. – in books | I am learning to write sentences. (All about me)<br><br>Boy or girl<br><br>Eye colour<br><br>Hair colour and length<br><br>Birthday | Lesson 1 - I am learning to retell the sequence of a narrative.<br>Lesson 2 - I am learning to use adjectives to describe a noun.<br>Lesson 3 - I am learning to punctuate sentences using capital letters and full stops.<br>Lesson 4 - I am learning to join clauses using 'and'.<br>Lesson 5 - I am learning to sequence sentences to create a short narrative. | Lesson 1 – I am learning to use 'and' to join clauses.<br>Lesson 2 – I am learning to write simple sentences. – whiteboards<br>Lesson 3 – I am learning to write simple sentences. – in books<br>Lesson 4 – I am learning to write simple sentences. – whiteboards<br>Lesson 5 – I am learning to write simple sentences. – in books<br>Lesson 6 – I am learning to use 'and' to join clauses.<br>Lesson 7 – I am learning to write simple sentences. – whiteboards<br>Lesson 8 – I am learning to write simple sentences. - in books<br>Lesson 9 – I am learning to write simple sentences. – whiteboards | Lesson 1 - I am learning about the structure of 'What am I?' poems.<br>Lesson 2 – I am learning to gather a wide range of adjectives.<br>Lesson 3 – I am learning to write expanded noun phrases.<br>Lesson 4 – I am learning to use verbs to describe actions.<br>Lesson 5 – I am learning to write poetry. | Lesson 1 - I can link what I read to my own experiences.<br>Lesson 2 - I can retell the main events from a story.<br>Lesson 3 - I can describe a character's feelings.<br>Lesson 4 – I can use adjectives to describe.<br>Lesson 5 – I can write in the role of a character.<br>Lesson 6 – I can plan my own fictional story.<br>Lesson 7 – I can describe the weather.<br>Lesson 8 & 9 – I can write a fictional story.<br>Lesson 10 – I can re-read what I have written to check that it makes sense.<br>Lesson 11 – I can identify the difference between fiction and non-fiction text.<br>Lesson 12 – I can identify the features of an information text. | Lesson 1 – I am learning to use the conjunction 'because' -practical<br>Lesson 2 – I am learning to use the conjunction 'because' – in books<br>Lesson 3 – I am learning to answer questions about what I have read.<br>Lesson 4 – I am learning to plan a character description (Boxing up - The Girl)<br>Lesson 5 – I am learning to write a character description – The Girl.<br>Lesson 6 – I am learning to plan a character description (Boxing up - The Star<br>Lesson 7 - I am learning to write a character description – The Star.<br>Lesson 8 & 9 – I am learning to plan a story using a story map.<br>Lesson 10 – I am learning to orally retell a story. | Lesson 1 - To use drama to understand a character's thoughts, feelings and motives.<br>Lesson 2 – To be able to understand emotive language.<br>Lesson 3 – To understand the features of a persuasive letter.<br>Lesson 4 – To be able to plan a persuasive letter to Santa.<br>Lesson 5 – To write a persuasive letter to Santa. |

|        |   |   |  |  |   |   |  |  |
|--------|---|---|--|--|---|---|--|--|
|        |   |  <p>Favourite colour</p> |  | Lesson 10 - I am learning to write simple sentences. - in books  |   | Lesson 13 - I understand the layout of an information text.<br>Lesson 14 - I can punctuate questions.<br>Lesson 15 - I can locate information in a text.<br>Lesson 16 - I can write full sentences with capital letters and full stops.<br>Lesson 17 & 18 - I can write an information text.<br>Lesson 19 - I can edit and improve my information text.<br>Lesson 20 - I can read a peer's writing and share what I have learned.   | Lesson 11/12/13 - I am learning to write a story.<br>Lesson 14 - I can edit and improve my information text.<br>Lesson 15 - I am learning to perform a story.  |  |
| Do Now | <p>Lesson 1 - write names in lower case and upper case</p> <p>Lesson 2 - letter formation for the letters of the alphabet</p> <p>Lesson 3 - practicing he, are, his, has, is, the</p> <p>Lesson 4 - write words containing sh - ship, shop, shell, wish, fish.</p> <p>Lesson 5 - write words containing th - thumb, think, path, bath, thump</p> <p>Lesson 6 - practicing he, are, his, has, is, the</p> <p>Lesson 7 - letter formation for the letters of the alphabet</p> <p>Lesson 8 - she, her, are</p> <p>Lesson 9 - write sentences using the words - ship, shop, shell, wish, fish.</p> <p>Lesson 10 - write sentences using the words - thumb, think, path, bath, thump</p> |   | <p>Lesson 1 - write sentences based on the Something Fishy picture</p> <p>Lesson 2 - retell the story</p> <p>Lesson 3 - write words containing ch - chips, chop, chin, chuck.</p> <p>Lesson 4 - write sentences using the words - chips, chop, chin, chuck.</p> <p>Lesson 5 - extend sentences using and - I had some chips and I went to the park and I like playing football and</p> | <p>Lesson 1 - give pictures from book and ask children to segment to spell - box, boots, helmet, hat, roof.</p> <p>Lesson 2 - practicing - he, they, are, his, had.</p> <p>Lesson 3 - retell the beginning of the story - give pictures for prompts</p> <p>Lesson 4 - retell the middle of the story - give pictures</p> <p>Lesson 5 - retell the end of the story - give pictures</p> <p>Lesson 6 - give pictures from book and ask children to segment to spell - box, boots, helmet, hat, roof.</p> <p>Lesson 7 - practicing - he, they, are, his, had.</p> <p>Lesson 8 - retell the beginning of the story using and - give pictures for prompts</p> <p>Lesson 9 - retell the middle of the story using and - give pictures</p> <p>Lesson 10 - retell the end of the story using and - give pictures</p> | <p>Lesson 1 - practice some, one, said, he, she</p> <p>Lesson 2 - create adjectives for picture of turtle</p> <p>Lesson 3 - create adjectives for picture of boat</p> <p>Lesson 4 - practice I, me, we, our</p> <p>Lesson 5 - practicing he, are, his, has, is, the</p> | <p>Lesson 1 - write words using igh - night, light, sigh, right, fight, midnight</p> <p>Lesson 2 - write sentence using - night, light, right, midnight</p> <p>Lesson 3 - practice I, me, we, our</p> <p>Lesson 4 - retell the story</p> <p>Lesson 5 - adjectives for the raincloud</p> <p>Lesson 6 - practice little, what, come, do, so, were, when</p> <p>Lesson 7 - pictures of the different seasons - adjectives for each season</p> <p>Lesson 8 - write words using air - chair, pair, hair, fair, repair</p> <p>Lesson 9 - write the beginning of their story</p> <p>Lesson 10 - editing sentences for spelling and punctuation</p> <p>Lesson 11 - write sentences using - chair, pair, hair, fair, repair</p> <p>Lesson 12 - letter formation for the letters of the alphabet</p> <p>Lesson 13 - retrieve features of an information text using an example from lesson 12</p> <p>Lesson 14 - write some information about them - name, age, favourite colour, favourite food, favourite toy.</p> | <p>Lesson 1 - write sentences using and</p> <p>I like sweets</p> <p>Sam went to the shop</p> <p>Gurpreet fell over</p> <p>Lesson 2 - practice words containing ure - pure, sure, manure, cure, secure</p> <p>Lesson 3 - write sentences using because</p> <p>I went to the shop</p> <p>I am happy</p> <p>My sister put on a coat</p> <p>Lesson 4 - retell story</p> <p>Lesson 5 - adjectives to describe the Girl</p> <p>Lesson 6 - practice little, what, come, do, so, were, when</p> <p>Lesson 7 - adjectives to describe the Star</p> <p>Lesson 8 - retell the beginning of the story - give pictures for prompts</p> <p>Lesson 9 - retell the middle of the story - give pictures for prompts</p> <p>Lesson 10 - retell the end of the story - give pictures for prompts</p> <p>Lesson 11 - write words using ear - hear, beard, year, near.</p> <p>Lesson 12 - write sentences using words - hear, beard, year, near.</p> <p>Lesson 13 - summarise the story</p> | <p>Lesson 1 - write sentences based on Monty the Penguin picture</p> <p>Lesson 2 - adjectives to describe penguin</p> <p>Lesson 3 - practice I, me, we, our, would, could, like</p> <p>Lesson 4 - retrieve features of letter using example from lesson 3.</p> <p>Lesson 5 - practice I, me, we, our, would, could, like</p> |

|  |  |  |  |  |  |   |   |  |
|--|--|--|--|--|--|---|---|--|
|  |  |  |  |  |  | <p>Lesson 15 – punctuate sentences correctly –<br/>I like chocolate<br/>It is raining<br/>When is lunchtime<br/>I am happy<br/>Where is my coat<br/>Lesson 16 – comprehension<br/>– The Pup is in the Mud<br/>Lesson 17 - practice little, what, come, do, so, were, when<br/>Lesson 18 - practicing – he, they, are, his, had.<br/>Lesson 19 - editing sentences for spelling and punctuation<br/>Lesson 20 – write some questions to ask about Autumn</p> | <p>Lesson 14 - editing sentences for spelling and punctuation<br/>Lesson 15 – write favourite part of the story using because</p> |  |
|--|--|--|--|--|--|---|---|--|