




	Unit 1 (2 weeks) 10 lessons	Unit 2 (1 week) 1 lesson	Unit 3 (1 week) 5 lessons	Unit 4 (1 weeks) 5 lessons	Unit 5 (4 weeks) 20 lessons	Unit 6 – 1 week 5 lessons	Unit 7 – 3 weeks 15 lessons	Unit 8 – 2 weeks 6 lessons
Text Type	Fiction – Character Description	Non-fiction	Fiction – Narrative Grammar focus	Fiction – Narrative Grammar focus	Fiction – comic strip Non-fiction – wanted poster Non-fiction – diary	Poetry – spoken word	Fiction – adventure narrative retelling Fiction – setting description Fiction – character description	Non-fiction – letter
	Basic Skills Joy and Heron 	Assessment	The Way Back Home Film clip – Literacy Shed 	For the Birds Film clip - Pixar 	The Giraffe and The Pelly and Me by Roald Dahl 	Four Seasons by Karl Nova 	The Snowman by Raymond Briggs 	With love from Mrs Claus – TV advert 
Skills	capital letters, finger spaces, full stops, clause, letter formation, 'and', 'because', adjectives, Year 1 CEW.	Assessment	Oracy, sequencing, capital letters, full stops, past tense, plurals, irregular verbs.	Oracy, sequencing, capital letters, full stops, past tense, plurals, irregular verbs, co-ordinating conjunctions: and, but, or, subordinating conjunctions: because, if, when, that	Oracy, sequencing, capital letters, full stops, adjectives, statements, questions, commands, exclamations, diary features, present tense, first person, time conjunctions, adjectives, editing.	Capital letters, finger spaces, full stops, making sentences make sense, adjectives, poetry, verbs, performance.	Oracy, sequencing, capital letters, full stops, adjectives, statements, questions, commands, exclamations, adjectives, expanded noun phrases, plurals, third person, editing.	letter writing, letter features, persuasive writing, sentence types, adjectives, first person, past tense, co-ordinating conjunctions, subordinating conjunctions, time conjunctions, suffixes ed, ing, ly, editing.
Objectives	Lesson 1 – I am learning to spell sight words - practical Lesson 2 – I am learning to spell sight words – in books Lesson 3 – I am learning to write simple sentences. – in books Lesson 4 – I am learning to write simple sentences. – in books Lesson 5 – I am learning to write sentences using the conjunction 'and'. – in books Lesson 6 – I am learning to spell sight words – practical Lesson 7 – I am learning to spell sight words – in books	I am learning to write sentences. (All about me)  Boy or girl  Eye colour  Hair colour and length	Lesson 1 - I am learning to use the past tense. -ed – in books Lesson 2 - I am learning to use the past tense (irregular verbs) – in books Lesson 3 - I am learning to write retell a story. – in books Lesson 4 - I am learning to use plurals. -practical Lesson 5 - I am learning to use plurals. – in books	Lesson 1 - I am learning to use co-ordinating conjunctions -and, but, or – practical Lesson 2 - I am learning to use co-ordinating conjunctions -and, but, or – in books Lesson 3 - I am learning to use subordinating conjunctions -because, if, when, that – practical Lesson 4 - I am learning to use subordinating conjunctions -because, if, when, that – in books	Lesson 1 – I am learning to understand what a statement is. – in books Lesson 2 – I am learning to write statements. – in books Lesson 3 – I am learning to understand what a question is. – group work Lesson 4 – I can role play as a character. Lesson 5 – I can write questions and statements. – in books Lesson 6 – I am learning to write exclamation sentences. – in books	Lesson 1 – I am learning to perform a poem. Lesson 2 – I am learning about the structure of spoken word poems. Lesson 3 – I am learning to plan a spoken word poem. Lesson 4 – I am learning to write a spoken word poem. Lesson 5 - I can perform a spoken word poem.	Lesson 1 – I am learning to make a prediction. Lesson 2 – I am learning to orally retell a story. Lesson 3 – I am learning to perform a story. Lesson 4 – I am learning to create expanded noun phrases. Lesson 5 – I am learning to write a character description. Lesson 6 – I am learning to write a set of instructions. Lesson 7 & 8 – I am learning to write the key part of the story. Lesson 9 – I am learning to create expanded noun phrases.	Lesson 1 - I am learning write sentences. Lesson 2 - I am learning to write sentences. Lesson 3 - I am learning to use conjunctions to explain my reasoning. Lesson 4 – I am learning about the features of a letter. Lesson 5 – I can plan a letter. Lesson 6 – I am learning to write a letter.

	<p>Lesson 8 – I am learning to write sentences using the conjunction 'because'. – in books Lesson 9 – I am learning to create adjectives – in books Lesson 10 – I am learning to write simple sentences.(character description) – in books</p>	 <p>Birthday</p>  <p>Favourite colour</p>		<p>Lesson 5 - I am learning to write sentences using co-ordinating and subordinating conjunctions. – in books</p>	<p>Lesson 7 - I am learning to write exclamation sentences. – in books Lesson 8 - I am learning to write commands. – in books Lesson 9 – I am planning an advert using different sentence types. Lesson 10 – I am writing an advert using different sentence types. Lesson 11 – I am learning to create adjectives. – in books Lesson 12 – I am learning to write sentences using adjectives to describe. – in books Lesson 13 – I am learning to create ideas. - in books Lesson 14 – I am learning to write using varied sentence types. – in books Lesson 15 – I am learning to create a wanted poster. Lesson 16 – I am learning about the features of a diary. – in books Lesson 17 – I am learning to use time conjunctions. – in books Lesson 18 – I am learning to plan a diary. Lesson 19 & 20 – I am learning to write a diary.</p>		<p>Lesson 10 – I am learning to write a setting description. Lesson 11 & 12 – I am learning to plan a story. Lesson 13, 14, & 15 – I am learning to write a narrative.</p>	
<p>Do Now</p>	<p>Lesson 1 – letter formation for the letters of the alphabet Lesson 2 – sight words – some, come, said, one Lesson 3 – sight words – once, where, there, says Lesson 4 – sight words – was, they, today, your Lesson 5 – sight words – friend, school, house, were Lesson 6 – letter formation for the letters of the alphabet Lesson 7 – sight words – some, come, said, one Lesson 8 – sight words – once, where, there, says Lesson 9 – sight words – was, they, today, your Lesson 10 – sight words – friend, school, house, were</p>		<p>Lesson 1 – write prediction based on way back home picture. Lesson 2 – write sentences using and – give picture stimulus Lesson 3 – use pictures from unit 1 for sentences using because Lesson 4 – sight words - some, come, said, one Lesson 5 – letter formation – th, ch</p>	<p>Lesson 1 - sight words – once, where, there, says Lesson 2 – letter formation – cl, in Lesson 3 - sight words – was, they, today, your Lesson 4 – regular verbs present to past tense Lesson 5 – retell the story using correct punctuation</p>	<p>Lesson 1 - sight words – friend, school, house, were Lesson 2 – letter formation – im, cr Lesson 3 – irregular verbs past tense Lesson 4 - sight words – some, come, said, one Lesson 5 – plurals (use pictures from unit 3) Lesson 6 – letter formation – tr, dr Lesson 7 – write statements and questions about a picture Lesson 8 - sight words – once, where, there, says Lesson 9 – letter formation – mp, lp Lesson 10 – write sentences using and, but, or Lesson 11 - sight words – was, they, today, your Lesson 12 – letter formation – id, ig</p>	<p>Lesson 1 – sight words - some, come, said, one Lesson 2 – letter formation – ng, am Lesson 3 – write adjectives about seasons (use picture prompts) Lesson 4 – letter formation – br, er Lesson 5 - sight words – once, where, there, says</p>	<p>Lesson 1 - sight words – was, they, today, your Lesson 2 – letter formation – fl, ck Lesson 3 – regular verbs past tense Lesson 4 – adjectives about the snowman Lesson 5 – letter formation – oo, qu Lesson 6 – time conjunctions Lesson 7 - irregular verbs past tense Lesson 8 – sight words – friend, school, house, were letter formation – st, wr Lesson 9 – write adjectives about the setting Lesson 10 - letter formation – th, ch Lesson 11 - write statements and exclamations (picture prompt) Lesson 12 – retell the story</p>	<p>Lesson 1 – write prediction about what they think the story is about Lesson 2 – write questions to Santa Lesson 3 - letter formation – tr, dr Lesson 4 - letter formation – mp, lp Lesson 5 – letter formation – id, ig Lesson 6 – features of a letter</p>

					<p>Lesson 13 – write sentences using because, if, when, that</p> <p>Lesson 14 - sight words – friend, school, house, were</p> <p>Lesson 15 – write exclamations about a picture</p> <p>Lesson 16 – write commands about a picture</p> <p>Lesson 17 – letter formation – nd, ld</p> <p>Lesson 18 – features of a diary and time conjunctions</p>		<p>Lesson 13 – letter formation - cl, in</p> <p>Lesson 14 - letter formation – im, cr</p> <p>Lesson 15 - letter formation – tr, dr</p>	
--	--	--	--	--	---	--	--	--